


# 2017 MEIC Legislative Voting Record



MEIC's Legislative Voting Record has been produced after every session of the Montana legislature since 1974.

MEIC generally chooses second reading votes unless a third reading vote or a vote on an amendment more accurately reflects legislators' positions on an issue. We encourage you to check on how your legislators voted and to talk to them about those votes. Don't forget to thank them when they voted correctly. But please remember that in order to fully evaluate a legislator, you must also consider committee performance, influence on the floor debates, and responsiveness to constituents.

The ✓'s and ✗'s in the Voting Record do not represent "yes" or "no" votes; they indicate whether the vote supported or opposed MEIC's position.

## Bill Descriptions

**A = HB 339** (Rep. Carl Glimm, R-Kila).

Would re-open exempt well loophole, deplete stream-flows, and harm senior water rights.

**MEIC Position:** *Oppose.*

**Votes used:**

- *Senate: 2nd reading, passed 32 to 18.*
- *House: 3rd reading, passed 62 to 38.*

**Status:**

**B = SB 32** (Sen. Keith Regier, R-Kalispell).

Would have weakened the Renewable Energy Standard.

**MEIC Position:** *Oppose.*

**Votes used:**

- *Senate: 3rd reading, passed 31 to 19.*
- *House: 2nd reading, passed 60 to 40.*

**Status:** *Vetoed by the governor.*

**C = SB 48** (Sen. Chas Vincent, R-Libby).

Would have put Montana DEQ in charge of the U.S. Army Corps' S404 dredge and fill program.

**MEIC Position:** *Oppose.*

**Vote used:**

- *Senate: 3rd reading, passed 39 to 11.*

**Status:** *Tabled in the House Natural Resources Committee.*

**D = SB 78** (Sen. Keith Regier, R-Kalispell).

Would have drastically and unfairly reduced net metering compensation rates.

**MEIC Position:** *Oppose.*

**Vote used:**

- *Senate: : 2nd reading, passed 33 to 16.*

**Status:** *Tabled in the House Energy, Technology, and Federal Relations Committee.*

**E = SB 98** (Sen. Cary Smith, R-Billings).

Would have prevented governments from adopting

regulations that burden private property.

**MEIC Position:** *Oppose.*

**Votes used:**

- *Senate: 2nd reading, failed 20-30.*

**Status:** *Failed 2nd reading in the Senate.*

**F = SB 102** (Sen. Tom Richmond, R-Billings).

Would have interfered with contracts for wind and solar projects.

**MEIC Position:** *Oppose.*

**Vote used:**

- *Senate: 3rd reading, passed 25 to 24.*

**Status:** *Tabled in the House Energy, Technology, and Federal Relations Committee.*

**G = SB 190** (Sen. Mike Phillips, D-Bozeman).

Would have required monitoring and reporting of greenhouse gas emissions.

**MEIC Position:** *Support.*

**Vote used:**

- *Senate: 2nd reading, failed 18 to 32.*

**Status:** *Failed 2nd reading in the Senate.*



**H = SB 235** (Sen. Tom Richmond, R-Billings).

Would allow the Land Board to extend the term of coal leases, including for the Otter Creek tracts.

**MEIC Position:** *Oppose.*

**Votes used:**

- *Senate: 2nd reading, passed 32 to 17.*
- *House: 3rd reading, passed 67-33.*

**Status:** *Awaiting action by the governor.*

**I = SB 337** (Sen. Duane Ankney, R-Colstrip).

Would eliminate the Montana Board of Environmental Review.

**MEIC Position:** *Oppose.*

**Votes used:**

- *Senate: 3rd reading, passed 33 to 17.*
- *House: 3rd reading, passed 57 to 43.*

**Status:** *Awaiting action by the governor.*

**J = SB 338** (Sen. Duane Ankney, R-Colstrip).

Would have penalized owners for closing coal-fired power plants.

**MEIC Position:** *Oppose.*

**Votes used:**

- *Senate: 2nd reading, passed 47 to 7.*
- *House: Motion to amend SB 338 into SB 339, failed 40 to 60.*

**Status:** *Tabled in the House Energy, Technology, and Federal Relations Committee, and subsequent motions to pass the bill failed twice in the full House.*

**K = HR 2** (Rep. Daniel Zolnikov, R-Billings).

Would urge the Bonneville Power Administration to eliminate extra transmission fee on exported renewable energy.

**MEIC Position:** *Support.*

**Votes used:**

- *House: 2nd reading, passed 73 to 27.*

**Status:** *Resolution adopted.*

**L = HB 205** (Rep. Alan Redfield, R-Livingston).

Would set arbitrary and excessive annual fees on electric and hybrid vehicles.

**MEIC Position:** *Oppose.*

**Vote used:**

- *House: 2nd reading, passed 58 to 42.*

**Status:** *Vetoed by the governor.*

**M = HB 455** (Rep. Forrest Mandeville, R-Columbus).

Would have required DEQ to rewrite and likely weaken water quality rules for subdivisions.

**MEIC Position:** *Oppose.*

**Votes used:**

- *House: 2nd reading, passed 56 to 44.*

**Status:** *Tabled in the Senate Local Government Committee.*

**N = HB 593** (Rep. Nate McConnell, D-Missoula).

Would have strengthened bonding requirements for hardrock mines, including the Smith River one.

**MEIC Position:** *Support.*

**Vote used:**

- *House: Motion to take the bill from committee, failed 38 to 60.*

**Status:** *Tabled in the House Natural Resources Committee.*

**O = SB 7** (Sen. Pat Connell, R-Hamilton).

Would have discriminated against net-metered electricity customers.

**MEIC Position:** *Oppose.*

**Vote used:**


- *House: 3rd reading, passed 56 to 42.*

**Status:** *Vetoed by the governor.*




*Sen. J.P. Pomnichowski, D-Bozeman. Senate Minority Whip, member of Senate Natural Resources Committee.*

# 2017 Voting Record: Montana Senate




Senator	Town	Score	A	B	C	D	E	F	G	H	I	J
Ankney, Duane	Colstrip	10%	x	x	x	x	✓	x	x	x	x	x
Barrett, Dick	Missoula	90%	✓	✓	x	✓	✓	✓	✓	✓	✓	✓
Blasdel, Mark	Kalispell	0%	x	x	x	x	x	x	x	x	x	x
Boland, Cyndie	Great Falls	78%	✓	E	x	✓	✓	✓	✓	✓	✓	x
Brown, Dee	Hungry Horse	10%	x	x	x	x	x	✓	x	x	x	x
Buttrey, Edward	Great Falls	20%	x	x	x	x	✓	✓	x	x	x	x
Caferro, Mary	Helena	80%	✓	✓	✓	x	✓	✓	✓	✓	✓	x
Cohenour, Jill	East Helena	90%	✓	✓	✓	✓	✓	✓	✓	✓	✓	x
Connell, Pat	Hamilton	10%	x	x	x	x	✓	x	x	x	x	x
Facey, Tom	Missoula	80%	✓	✓	x	✓	✓	✓	✓	✓	✓	x
Fielder, Jennifer	Thompson Falls	0%	x	x	x	x	x	x	x	x	x	x
Fitzpatrick, Steve	Great Falls	10%	x	x	x	x	✓	x	x	x	x	x
Gauthier, Terry	Helena	0%	x	x	x	x	x	x	x	x	x	x
Gross, Jen	Billings	89%	✓	✓	✓	✓	✓	✓	✓	E	✓	x
Hinebauch, Steve	Wilbaux	10%	x	x	x	x	x	x	x	x	x	✓
Hinkle, Jedediah	Belgrade	10%	x	x	x	x	x	✓	x	x	x	x
Hoven, Brian	Great Falls	10%	x	x	x	x	✓	x	x	x	x	x
Howard, David	Park City	10%	x	x	x	x	x	x	x	x	x	✓
Jones, Llew	Conrad	20%	x	x	x	x	✓	✓	x	x	x	x
Kary, Doug	Billings	0%	x	x	x	x	x	x	x	x	x	x
Keenan, Bob	Bigfork	10%	x	x	x	x	x	x	x	x	x	✓
Lang, Mike	Malta	0%	x	x	x	x	x	x	x	x	x	x
MacDonald, Margaret	Billings	90%	✓	✓	✓	✓	✓	✓	✓	✓	✓	x
Malek, Sue	Missoula	90%	✓	✓	✓	✓	✓	✓	✓	✓	✓	x
McClafferty, Edie	Butte	89%	✓	✓	✓	✓	✓	E	✓	✓	✓	x
McNally, Mary	Billings	80%	✓	✓	x	✓	✓	✓	✓	✓	✓	x
Moore, Frederick	Miles City	0%	x	x	x	x	x	x	x	x	x	x
Olszewski, Albert	Kalispell	0%	x	x	x	x	x	x	x	x	x	x
Osmundson, Ryan	Buffalo	10%	x	x	x	x	x	✓	x	x	x	x
Phillips, Mike	Bozeman	78%	✓	✓	x	E	✓	✓	✓	✓	✓	x
Pomnichowski, JP	Bozeman	100%	✓	✓	✓	✓	✓	✓	✓	✓	✓	✓
Regier, Keith	Kalispell	0%	x	x	x	x	x	x	x	x	x	x
Richmond, Tom	Billings	0%	x	x	x	x	✓	x	x	x	x	x
Sales, Scott	Bozeman	10%	x	x	x	x	x	x	x	x	x	✓
Salomon, Daniel	Ronan	10%	x	x	x	x	✓	x	x	x	x	x
Sands, Diane	Missoula	90%	✓	✓	✓	✓	✓	✓	✓	✓	✓	x
Sesso, Jon	Butte	90%	✓	✓	✓	✓	✓	✓	✓	✓	✓	x
Small, Jason	Busby	10%	x	x	x	x	✓	x	x	x	x	x
Smith, Cary	Billings	0%	x	x	x	x	x	x	x	x	x	x
Smith, Frank	Poplar	90%	✓	✓	✓	✓	✓	✓	✓	✓	✓	x
Swandal, Nels	Wilsall	10%	x	x	x	x	x	x	x	x	x	✓
Tempel, Russ	Chester	30%	x	✓	x	x	✓	✓	x	x	x	x
Thomas, Fred	Stevensville	0%	x	x	x	x	x	x	x	x	x	x
Vance, Gordon	Belgrade	0%	x	x	x	x	x	x	x	x	x	x
Vincent, Chas	Libby	20%	x	x	x	x	✓	✓	x	x	x	x
Vuckovich, Gene	Anaconda	70%	✓	✓	x	✓	✓	✓	✓	✓	x	x
Webb, Roger	Billings	0%	x	x	x	x	x	x	x	x	x	x
Welborn, Jeffrey	Dillon	10%	x	x	x	x	✓	x	x	x	x	x
Whitford, Lea	Cut Bank	90%	✓	✓	✓	✓	✓	✓	✓	✓	✓	x
Wolken, Cynthia	Missoula	80%	✓	✓	x	✓	✓	✓	✓	✓	✓	x
Senator	Town	Score	A	B	C	D	E	F	G	H	I	J

# 2017 Voting Record: Montana House



Representative	Town	Score	A	B	H	I	J	K	L	M	N	O
Abbott, Kim	Helena	90%	✓	✓	✓	✓	✗	✓	✓	✓	✓	✓
Anderson, Fred	Great Falls	30%	✗	✗	✗	✗	✓	✓	✗	✓	✗	✗
Bachmeier, Jacob	Havre	80%	✓	✓	✗	✓	✗	✓	✓	✓	✓	✓
Ballance, Nancy	Hamilton	20%	✗	✗	✗	✗	✓	✓	✗	✗	✗	✗
Bartel, Dan	Lewistown	40%	✓	✗	✗	✓	✓	✓	✗	✗	✗	✗
Beard, Becky	Elliston	10%	✗	✗	✗	✗	✓	✗	✗	✗	✗	✗
Bennett, Bryce	Missoula	100%	✓	✓	✓	✓	✓	✓	✓	✓	✓	✓
Berglee, Seth	Joliet	20%	✗	✗	✗	✗	✓	✓	✗	✗	✗	✗
Bishop, Laurie	Livingston	100%	✓	✓	✓	✓	✓	✓	✓	✓	✓	✓
Brodehl, Randy	Kalispell	20%	✗	✗	✗	✗	✓	✓	✗	✗	✗	✗
Brown, Bob	Thompson Falls	20%	✗	✗	✗	✗	✓	✓	✗	✗	✗	✗
Brown, Zach	Bozeman	80%	✓	✓	✗	✓	✗	✓	✓	✓	✓	✓
Burnett, Tom	Bozeman	20%	✗	✗	✗	✗	✓	✓	✗	✗	✗	✗
Cook, Rob	Conrad	10%	✗	✗	✗	✗	✗	✓	✗	✗	✗	✗
Court, Virginia	Billings	100%	✓	✓	✓	✓	✓	✓	✓	✓	A	✓
Cuffe, Mike	Eureka	10%	✗	✗	✗	✗	✓	✗	✗	✗	✗	✗
Curdy, Willis	Missoula	90%	✓	✓	✓	✓	✗	✓	✓	✓	✓	✓
Curtis, Amanda	Butte	80%	✓	✓	✓	✓	✗	✗	✓	✓	✓	✓
Custer, Geraldine	Forsyth	0%	✗	✗	✗	✗	✗	✗	✗	✗	✗	✗
Doane, Alan	Bloomfield	11%	✗	✗	✗	✗	✓	✗	✗	✗	✗	A
Dudik, Kimberly	Missoula	90%	✓	✓	✓	✓	✗	✓	✓	✓	✓	✓
Dunwell, Mary Ann	Helena	100%	✓	✓	✓	✓	✓	✓	✓	✓	✓	✓
Eck, Jennifer	Helena	90%	✓	✓	✓	✓	✗	✓	✓	✓	✓	✓
Ehli, Ron	Hamilton	20%	✗	✗	✗	✗	✓	✓	✗	✗	✗	✗
Ellis, Janet	Helena	100%	✓	✓	✓	✓	✓	✓	✓	✓	✓	✓
Essmann, Jeff	Billings	20%	✗	✗	✗	✗	✓	✓	✗	✗	✗	✗
Fern, Dave	Whitefish	100%	✓	✓	✓	✓	✓	✓	✓	✓	✓	✓
Fitzgerald, Ross	Fairfield	20%	✗	✗	✗	✗	✓	✓	✗	✗	✗	✗
Fleming, John	Saint Ignatius	100%	✓	✓	✓	✓	✓	✓	✓	✓	✓	✓
Flynn, Kelly	Townsend	20%	✓	✗	✗	✗	✓	✗	✗	✗	✗	✗
Funk, Moffie	Helena	90%	✓	✓	✓	✓	✗	✓	✓	✓	✓	✓
Galt, Wylie	Martinsdale	20%	✗	✓	✗	✗	✓	✗	✗	✗	✗	✗
Garner, Frank	Kalispell	10%	✗	✗	✗	✗	✗	✓	✗	✗	✗	✗
Glimm, Carl	Kila	10%	✗	✗	✗	✗	✓	✗	✗	✗	✗	✗
Greef, Edward	Florence	20%	✗	✗	✗	✗	✓	✓	✗	✗	✗	✗
Grubbs, Bruce	Bozeman	20%	✗	✗	✗	✗	✓	✓	✗	✗	✗	✗
Gunderson, Steve	Libby	10%	✗	✗	✗	✗	✓	✗	✗	✗	✗	✗
Hamilton, Jim	Bozeman	90%	✓	✓	✓	✓	✗	✓	✓	✓	✓	✓
Hamlett, Bradley	Cascade	20%	✗	✗	✗	✓	✗	✗	✗	✓	✗	✗
Harris, Bill	Winnett	30%	✗	✗	✗	✗	✓	✓	✗	✗	✗	✓
Hayman, Denise	Bozeman	100%	✓	✓	✓	✓	✓	✓	✓	✓	✓	✓
Hertz, Adam	Missoula	20%	✗	✗	✗	✗	✗	✓	✗	✗	✗	✓
Hertz, Greg	Polson	20%	✗	✗	✗	✗	✓	✓	✗	✗	✗	✗
Hill Smith, Ellie	Missoula	90%	✓	✓	✓	✓	✗	✓	✓	✓	✓	✓
Holmlund, Kenneth	Miles City	20%	✗	✗	✗	✗	✓	✓	✗	✗	✗	✗
Hopkins, Mike	Missoula	30%	✗	✗	✗	✗	✓	✓	✗	✗	✗	✓
Jacobson, Tom	Great Falls	60%	✗	✓	✗	✓	✗	✓	✗	✓	✓	✓
Jones, Donald	Billings	10%	✗	✗	✗	✗	✓	✗	✗	✗	✗	✗
Karjala, Jessica	Billings	90%	✓	✓	✓	✓	✗	✓	✓	✓	✓	✓
Keane, Jim	Butte	20%	✗	✗	✗	✗	✗	✗	✓	✓	✗	✗
Representative	Town	Score	A	B	H	I	J	K	L	M	N	O



# 2017 Voting Record: Montana House

Representative	Town	Score	A	B	H	I	J	K	L	M	N	O
Kelker, Kathy	Billings	90%	✓	✓	✓	✓	✗	✓	✓	✓	✓	✓
Kipp III, George	Heart Butte	100%	✓	✓	✓	✓	✓	✓	✓	✓	✓	✓
Knokey, Jon	Bozeman	50%	✗	✓	✗	✓	✓	✓	✓	✗	✗	✗
Knudsen, Austin	Culbertson	20%	✗	✗	✗	✗	✓	✓	✗	✗	✗	✗
Knudsen, Casey	Malta	10%	✗	✗	✗	✗	✗	✓	✗	✗	✗	✗
Lavin, Steve	Kalispell	10%	✗	✗	✗	✗	✓	✗	✗	✗	✗	✗
Lenz, Dennis	Billings	20%	✗	✗	✗	✗	✓	✓	✗	✗	✗	✗
Loge, Denley	Saint Regis	0%	✗	✗	✗	✗	✗	✗	✗	✗	✗	✗
Lynch, Ryan	Butte	70%	✓	✓	✗	✓	✗	✗	✓	✓	✓	✓
Mandeville, Forrest	Columbus	30%	✗	✗	✗	✗	✓	✓	✓	✗	✗	✗
Manzella, Theresa	Hamilton	30%	✗	✗	✗	✓	✓	✓	✗	✗	✗	✗
McCarthy, Kelly	Billings	90%	✓	✓	✓	✓	✗	✓	✓	✓	✓	✓
McConnell, Nate	Missoula	90%	✓	✓	✓	✓	✗	✓	✓	✓	✓	✓
McKamey, Wendy	Great Falls	20%	✗	✗	✗	✗	✓	✓	✗	✗	✗	✗
Morigeau, Shane	Missoula	90%	✓	✓	✓	✓	✗	✓	✓	✓	✓	✓
Mortensen, Dale	Billings	20%	✗	✗	✗	✗	✓	✓	✗	✗	✗	✗
Noland, Mark	Bigfork	10%	✗	✗	✗	✗	✓	✗	✗	✗	✗	✗
O'Hara, James	Fort Benton	20%	✗	✗	✗	✗	✓	✓	✗	✗	✗	✗
Olsen, Andrea	Missoula	90%	✓	✓	✓	✓	✗	✓	✓	✓	✓	✓
Patelis, Jimmy	Billings	22%	✗	✗	✗	✗	✓	✓	✗	✗	✗	A
Peppers, Rae	Lame Deer	80%	✓	✓	✓	✓	✗	✗	✓	✓	✓	✓
Perry, Zac	Hungry Horse	80%	✓	✓	✓	✓	✗	✗	✓	✓	✓	✓
Pierson, Gordon	Deer Lodge	50%	✗	✓	✗	✓	✗	✗	✗	✓	✓	✓
Price, Jean	Great Falls	80%	✓	✓	✓	✓	✗	✗	✓	✓	✓	✓
Redfield, Alan	Livingston	20%	✓	✗	✗	✗	✓	✗	✗	✗	✗	✗
Regier, Matt	Kalispell	20%	✗	✗	✗	✗	✓	✓	✗	✗	✗	✗
Ricci, Vince	Laurel	10%	✗	✗	✗	✗	✓	✗	✗	✗	✗	✗
Rosendale, Adam	Billings	20%	✗	✗	✗	✗	✓	✓	✗	✗	✗	✗
Ryan, Marilyn	Missoula	80%	✓	✓	✓	✓	✗	✗	✓	✓	✓	✓
Sales, Walt	Manhattan	10%	✗	✗	✗	✗	✗	✓	✗	✗	✗	✗
Schreiner, Casey	Great Falls	80%	✓	✓	✗	✓	✗	✓	✓	✓	✓	✓
Shaw, Ray	Sheridan	10%	✗	✗	✗	✗	✗	✓	✗	✗	✗	✗
Sheldon-Galloway, Lola	Great Falls	40%	✗	✗	✗	✗	✓	✓	✓	✓	✗	✗
Skees, Derek	Kalispell	20%	✗	✗	✗	✗	✓	✓	✗	✗	✗	✗
Smith, Bridget	Wolf Point	100%	✓	✓	✓	✓	✓	✓	✓	✓	✓	✓
Staffanson, Scott	Sidney	10%	✗	✗	✗	✗	✓	✗	✗	✗	✗	✗
Stewart-Peregoy, Sharon	Crow Agency	90%	✗	✓	✓	✓	✓	✓	✓	✓	✓	✓
Swanson, Kathy	Anaconda	80%	✓	✓	✓	✓	✗	✗	✓	✓	✓	✓
Trebas, Jeremy	Great Falls	30%	✗	✗	✗	✗	✓	✓	✗	✓	✗	✗
Tschida, Brad	Missoula	20%	✗	✗	✗	✗	✓	✓	✗	✗	✗	✗
Usher, Barry	Billings	10%	✗	✗	✗	✗	✗	✓	✗	✗	✗	✗
Vinton, Sue	Billings	20%	✗	✗	✗	✗	✓	✓	✗	✗	✗	✗
Wagoner, Kirk	Montana City	10%	✗	✗	✗	✗	✗	✓	✗	✗	✗	✗
Webb, Peggy	Billings	10%	✗	✗	✗	✗	✓	✗	✗	✗	✗	✗
Webber, Susan	Browning	90%	✓	✓	✓	✓	✗	✓	✓	✓	✓	✓
Welch, Tom	Dillon	10%	✗	✗	✗	✗	✗	✓	✗	✗	✗	✗
White, Kerry	Bozeman	22%	✗	✗	✗	✗	✓	✓	✗	✗	A	✗
Windy Boy, Jonathan	Box Elder	50%	✗	✗	✓	✓	✗	✗	✓	✓	✓	✗
Woods, Tom	Bozeman	90%	✓	✓	✓	✓	✗	✓	✓	✓	✓	✓
Zolnikov, Daniel	Billings	40%	✗	✗	✗	✗	✓	✓	✓	✗	✗	✓
Representative	Town	Score	A	B	H	I	J	K	L	M	N	O